

### VR-700 Basic equipment

Rails	Consisting of 2 m modules (length from 12 m)
Stairs	Bow stairs that move with the carriage
Side guides	Adjustable side guides, 4 pcs
Carriage	<ul style="list-style-type: none"> <li>2 x Carriage axles: single wheels in front, tandem wheels in rear</li> <li>2 x Longitudinal planks</li> </ul>

### Technical information

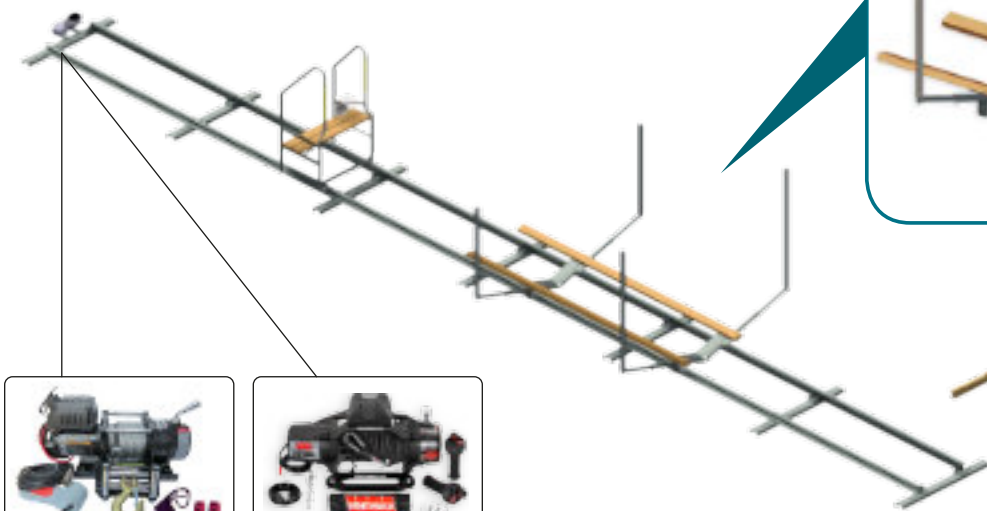
Frame	7 mm hotrolled, hot-dip galvanized steel <ul style="list-style-type: none"> <li>U-beams: UPE100 S355J2, Standard EN10025</li> <li>Hot-dip galvanizing: 100-150 µm, EN ISO 1461</li> </ul>
Bolts and nuts	Hot-dip galvanized steel
Wheels	Nylon
Wheel hubs, fasteners	Acid-resistant steel
Wooden parts	Pressure-treated wood
Weight	About 456 kg (with the length 12 m)
Freight weight and size	Weight about 466 kg Size about 2,15 x 1,0 x 0,7 m

### ELECTRIC WINCH ACCORDING TO YOUR CHOICE

VR-700E	Electric winch Warrior Ninja 12 V/2050 kg with wireless remote control, dyneema rope 24 m / 5 mm
VR-700M	Electric winch Winchmax Military 12 V/6123 kg with wireless remote control, dyneema rope 25 m / 10 mm

EasyBoatRoller VR-700 shore dock is intended for boats, which have total weight of less than 700 kg, including the motor, equipment, fuel and passengers (usually boats equipped with motor of less than 60 hp).
















### VR-700E (14416E)/ VR-700M (14416M)



WARRANTY	YEAR
Frame and metal parts	2
Wooden parts and accessories	1
Electric winches	2
Electric winches remote-control	1

EasyBoatRoller will be delivered unassembled. We reserve the right to make changes.

### Accessories

 <p>204119</p>	 <p>204139</p>	 <p>204122</p>	 <p>204131</p>
<p>Rail extension set, 2 m</p>	<p>Wireless remote control set, 30 m operating range</p>	<p>Protection box for winch / battery</p>	<p>Solar Panel system with a leg and controller</p>
 <p>204107</p>	 <p>204113</p>	 <p>891005</p>	 <p>204140</p>
<p>Walking platform, 2 m</p>	<p>Higher staircase with 4+1 steps</p>	<p>MF-44 Bumbers of the carriages' planks</p>	<p>Third side guide unit</p>
 <p>204124 204125 204126</p>	 <p>204132 204134 204136</p>	 <p>204117</p>	 <p>204143 + 2043105 / 2043107</p>
<p>Heightening set of the carriage 100/200/300 mm</p>	<p>Adjustable support legs Short/medium/long</p>	<p>Transfer system for rails</p>	<p>2-way winch system + ferrule</p>
 <p>204109</p> <p>Wiping brushes, 2 pcs</p>			
<h3>Accessories for expanding the dock for bigger carrying capacity class</h3>			
 <p>204102</p>	 <p>204112</p>	 <p>204103</p>	 <p>204128</p>
<p>Tandem wheels, 2 pcs</p>	<p>Axle with two tandem wheels</p>	<p>POM tandem wheels, 2 pcs</p>	<p>Axle with two POM tandem wheels</p>