

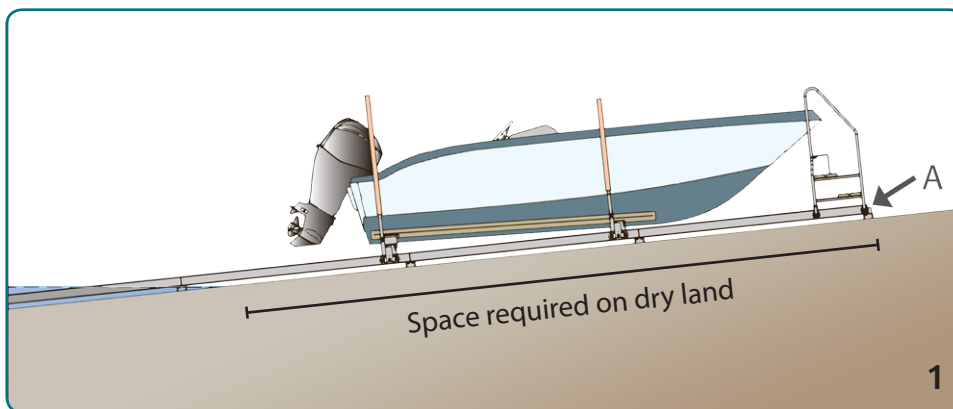
Determining the length of EasyBoatRoller rails

On EasyBoatRoller, the boat is driven onto the tray when floating, so the rails must remain in the water so that driving onto the tray can also be done during the lowest water level. Use the following points as a guideline for determining the length:

1. Space required on dry land

Observe the situation **during the highest water level**

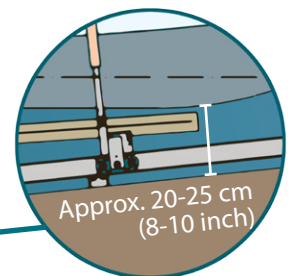
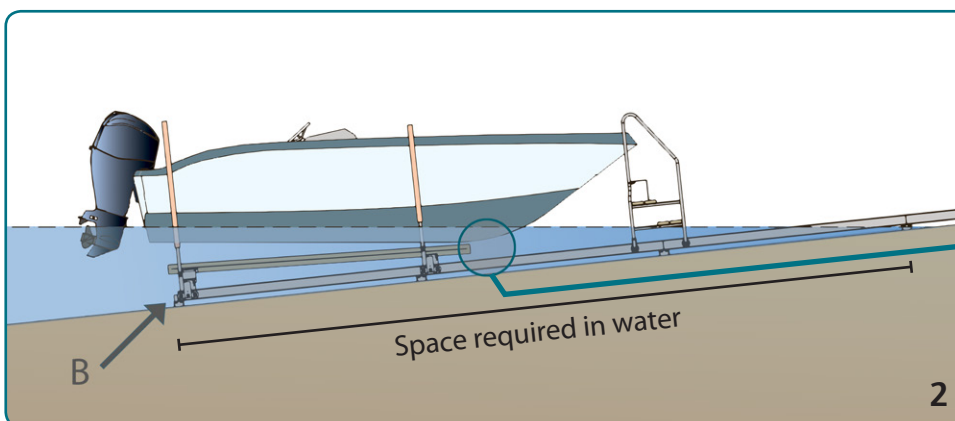
- Length of the boat + motor
- Space needed for the stairway and winch approx. 50-60 cm (1.6 -2 ft)
- Possible access space behind the boat
- The upper end of the rails needs to be at point A.



2. Space required in water

Observe the situation **during the lowest water level**

- Determine the location, where the boat is floating and in addition to the draught of the boat, there is approx. 20-25 cm (8-10 inch) of water below the bow.
- The lower end of the rails needs to be at point B in line with the stern of the boat.



3. Distance between points A and B = required rail length

If necessary, the rails can be extended afterwards by purchasing additional extension pieces, if accurate measurement is not successful, or the lowest/highest water level is difficult to determine at the time of measurement.